

# BPT001

## Wireless receiver for control of electric heating devices - UNDER SWITCH -

- Control of electric heating systems
- The connected electric appliance is switched according to the required temperature
- Two-way radio communication at 433.92 MHz
- Suitable transmitters (thermostats) for control are BPT010 or BPT710

## INSTALLATION

BPT001 is used for switching the heating device in connection with the BPT010 or BPT710 thermostat. **Its great advantage is direct installation into the wiring box.**



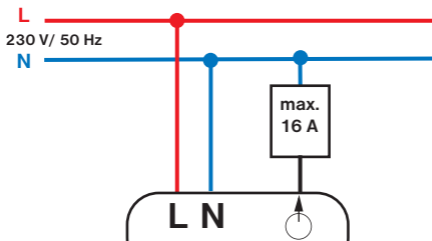
### **FUNCTION BUTTON (R) :**

**SHORT PRESS** (for about 1.5 s)  
- for coding.

**LONG PRESS** (for about 5 s)

- **RESET** deleting the code from the memory (the green and red LEDs flash simultaneously).

### **Wiring diagram:**













**The device can only be installed by a person with adequate qualification!  
The installation must be executed in a voltage-free state!**

## ACTIVATION PROCEDURE

1. Switch off the main circuit breaker.
2. Connect the receiver according to the diagram.
3. Switch on the main circuit breaker; the **green diode is flashing** on the receiver; the receiver is ready for further setting.
4. Shortly press the **FUNCTION BUTTON** for about 1.5 s (**the green and red diode are flashing alternately**).
5. Activate the receiver on the thermostat (transmitter) according to the manual for the given transmitter (BPT010 or BPT710).
6. If the code has been learned correctly, the **green and red diodes flash simultaneously**.

## INDICATION DIODES

LED 1	LED 2	FUNCTION
		empty memory, code not learned
		code learned
		<b>FLASHING ALTERNATELY</b> = code learning mode <b>FLASHING SIMULTANEOUSLY</b> = code has been learned <b>SIMULTANEOUS LONG FLASH</b> = code has been ERASED
		relay switched
		<b>ERROR</b> (if no signal is received from the transmitter within approx. 6 hours, it switches to the 2-min-ON / 8-min-OFF mode). LED 2 is only flashing if the relay is on, i.e. for 2 minutes.

EXPLANATIONS:  LIT

 UNLIT

 FLASHING

**BPT001 is suitable for switching heating panels, direct heaters, radiant panels, heating mats, etc.** It switches the connected device according to the information received from the transmitting unit (BPT010 or BPT710 thermostat). To be installed in interior rooms. Do not locate near power lines!

## TECHNICAL PARAMETERS

Power supply	230 V/ 50 Hz
Communication type	two-way
Frequency	433.92 MHz
Sensitivity	< - 92 dBm
Range	150 m (in free area), 20 m (in built-up area)
Output	relé, max.16A/ 250 VAC
Protection class	IP20 or higher acc. to installation
Protection rate	II
Working temp.	0 to 40°C
Dimensions (LxWxD)	49.5 mm x 45.5 mm x 26 mm

WARRANTY CERTIFICATE (a 2-year warranty is granted for the product)	
Product number:	Date of sale:
	Shop stamp:
Checked by:	

**In case of guarantee or post-guarantee service, send the receiver (including a copy of the confirmed proof of purchase) to the manufacturer's address.**

### DECLARATION OF CONFORMITY

We, ELEKTROBOCK CZ s.r.o., herewith declare that our product BPT001 conforms to the basic requirements and other corresponding provisions of the directive 1999/5/ES.  
 Issued: 01.04.2012 on [www.elbock.cz](http://www.elbock.cz)



**ELEKTROBOCK CZ**  
MADE IN CZECH REPUBLIC

**ELEKTROBOCK CZ s.r.o.**  
Blanenská 1763  
Kuřim 664 34  
Tel.: +420 541 230 216



LEAD FREE  
in compliance with RoHS

[www.elbock.cz](http://www.elbock.cz)